

SAFFRON PUBLIC SCHOOL

ASHOKA ENCLAVE –II SEC-37, FARIDABAD

PH: 0129-2255735,4128196



Syllabus

(2024-25)

NAME: _____

CLASS : III SEC : _____ ROLL NO. : _____

हिंदी पाठ्यक्रम

प्रथम इकाई परीक्षा

पाठ -1 कक्कू

व्याकरण - भाषा और लिपि , अपठित गद्यांश , चित्र वर्णन

क्रियात्मक कार्य -

- ❖ घर के बड़े – बुजुर्ग जब आप पर नाराज होते हैं या प्यार करते हैं तो आपके द्वारा क्या प्रतिक्रिया होती है।तीन वाक्यों में लिखें।

द्वितीय इकाई परीक्षा

पाठ - 2 शेखीबाज़ मक्खी

पाठ - 3 मन करता है

व्याकरण - संज्ञा , लिंग , अपठित गद्यांश , चित्र वर्णन

क्रियात्मक कार्य -

- ❖ घमंडी शब्द को ध्यान में रखते हुए कोई अन्य कहानी कक्षा में सुनाएँ।

प्रथम सत्र परीक्षा



(पाठ 1 - 7 तक)

पाठ 1-3 तक

पाठ - 4 बहादुर बित्तो

पाठ – 5 हमसे सब कहते

पाठ – 6 टिपटिपवा



पाठ - 7 बंदर बाँट

व्याकरण - भाषा और लिपि ,वर्णमाला , मात्राएँ ,शब्द , संज्ञा , लिंग ,वचन , विलोम ,सर्वनाम , पर्यायवाची , शुद्ध -अशुद्ध (शब्द संबंधी) ,अनुच्छेद ,पत्र ,अपठित गद्यांश , चित्र वर्णन

क्रियात्मक कार्य -

- ❖ विद्यार्थियों को पत्र लेखन सिखाया जाएगा।
- ❖ बहादुर बित्तो की कहानी को नाट्य रूप में कक्षा में करवाया जाएगा।
- ❖ पुस्तक में से संज्ञा और सर्वनाम शब्द ढूँढ़कर रेखांकित करें।

तृतीय इकाई परीक्षा

पाठ - 8 कब आऊँ

पाठ - 9 क्योंजीमल और कैसे कैसलिया

व्याकरण - विशेषण , अनेक शब्दों के लिए एक शब्द , अपठित वर्णन

क्रियात्मक कार्य -

- ❖ वर्ग पहेली में से विशेषण और सर्वनाम ढूँढ़कर लिखें

चतुर्थ इकाई परीक्षा

पाठ - 10 मीरा बहन और बाघ

पाठ - 11 जब मुझे साँप ने काटा

व्याकरण - क्रिया , वचन , अपठित गद्यांश , चित्र वर्णन

क्रियात्मक कार्य -



- ❖ जल के महत्त्व पर कुछ महत्त्वपूर्ण तथ्य नाट्य रूप द्वारा कक्षा में करवाया जाएगा।

वार्षिक सत्र परीक्षा

(पाठ 8 - 13 तक)

पाठ - 8 -11 तक

पाठ -12 मिर्च का मज़ा

पाठ -13 सबसे अच्छा पेड़



व्याकरण - विशेषण , क्रिया , अनेक शब्दों के लिए एक शब्द, लिंग , वचन , विलोम, मुहावरे , पर्यायवाची , कहानी , अशुद्धियाँ (वाक्य संबंधी) , गिनती , अनुच्छेद , अपठित गद्यांश , चित्र वर्णन

क्रियात्मक कार्य -

- ❖ किन्ही पाँच प्रकार के पेड़ों की पत्तियाँ कॉपी में नाम सहित चिपकाएँ।
- ❖ मिर्च का मज़ा कहानी में एक मसाले का वर्णन किया गया है। अपने घर में उपयोग में आने वाले किन्ही पाँच मसालों के नाम चित्र सहित लिखिए।
- ❖ कौन -कौन से कीड़े - मकोड़े के काटने से ज़हर फैलता है। उनके नाम व चित्र कॉपी में चिपकाएँ।

ENGLISH

FA-I

English :

Lesson-1 Poem: Limericks



Stories:


Lesson -1 If I Ever I See

Grammar:

Ch-1 The Sentence, Ch -2 Questions and

Ch- 7 The Subject and the Predicate

Writing: Object Description



Activity:

- ❖ Create a card for a friend or a family member. Write a funny message on it and gift it to the person. See whether it makes him/her laugh.
- ❖ (Refer to pg. no. 17 of English Alive)

FA-II

English:

Lesson- 2 (Story) Birbal identifies the thief

Stories:

Lesson -2 Too many Bananas

Grammar:

Ch-3 Nouns: Common, Proper, Collective

Ch-4 Nouns: Number, Ch -5 Nouns: Gender

Writing: Paragraph Writing

Activities:

- ❖ Imagine you are any one of the people listed in the box.

astronaut

doctor

pilot

soldier

Work in pairs. Introduce yourself to your partner.

❖ Activity on types of Nouns by using Flash Cards.

SA-1

English:

Lesson- 1 to 2, Lesson -3 (Story) Think Hard, Boatman

Lesson - 4 (Story) Are There Paw prints in Heaven?

Lesson -5 (Story) Sniffles the Crocodile and Punch the Butterfly, Lesson - 6 (Poem) The Water Cycle

Stories:

Lesson -1 to 2, Lesson-3 A Fair Exchange, Lesson – 4 The Naughty Sparrow, Lesson- 5 The King and the Wrestler

Grammar:

Ch-1 to 5, Ch -6 Nouns: Belonging,

Ch -7 The Subject and the Predicate, Ch- 8 Adjectives,

Ch- 9 Adjectives: Degrees of Comparison, Ch -10 Pronouns,

Ch- 11 A, an, the, Ch- 25 Opposites

Writing: Picture Composition, Informal Letter Writing, Paragraph Writing

Activities:

❖ Make a poster on any one of the following topics:

a) Plant trees; save your environment

b) Protect our national animal-tiger.

- ❖ Group discussion- why some animals and birds are kept in zoos.

FA- III

English:

Lesson- 7: (Story) The Lantern and the Fan

Stories:

Lesson- 6: The Queen of Sheba

Grammar:

Ch- 12 Verbs, Ch -13 Am, Is, Are, Ch-14 Was, We

Writing: Picture Composition

Activities:

- ❖ Imagine you are either of the daughter –in-law (from the story The Lantern and the Fan). Write a diary entry, expressing how you felt when you finally solved the task given to you. (Refer to Pg no. 73 of English Alive)

- ❖ Making a verb story. (Students have to write verbs on scrap paper. Divide the class into small groups and ask each student to choose one verb from a box. The group must work together to write a short story that uses every verb they've selected.

FA-IV

English:


Lesson- 8: (Poem) A Letter to Grown-Ups

Stories:

Lesson -7: Good Books

Grammar:

Ch- 15 Has, Have, Had, Ch- 16 The Simple Present and Present Continuous Tenses, Ch -17 The Simple Past Tense



Writing: Formal Letter

Activities:

Create a collage on any topic using any or all of the following waste materials. (Refer to pg. no. 78 of English Alive)

(a) old buttons (b) old newspaper and scrap paper (c) pen caps
(d) rubber bands (e) used matchsticks

- ❖ Conversion of Tenses: Change the story written in Past Tense to Present tense.

SA-II



English:

Lesson-7 to 8, Lesson- 9 (Story) Peter Saves Wendy, Lesson- 10 (Story) Marco Polo, Lesson -11 (Poem) On the Water, Lesson -12 (Story) The Mouse Maiden, Lesson -13 (Play) The Selfish Giant

Stories:

Lesson -6to 7, Lesson -8 A Mother's Love, Lesson -9 The Three Dolls, Lesson -10 Clever Aesop, Lesson-11 Jim and Robin

Grammar:

Ch- 12 to 17, Ch- 18 The Simple Future Tense, Ch -19 Adverbs
Ch- 20 Conjunctions, Ch -21 Prepositions, Ch- 22 Interjections
Ch -23 Punctuation, Ch -24 Grammar on the Go, Ch -26 Words:
A Mixed Bag

Writing:

Object description, Formal Letter, Paragraph Writing, Message
Comprehension

Activities:

- ❖ Group discussion on the topic Save Water. (Refer to pg no. 115 of English Alive)
- ❖ Role play based on the theme The Selfish Giant.

MATHS

FA-I

Maths -: Ch-1 Numbers

Math Magic (NCERT) -: Ch -2 Fun with Numbers

Activity-

- ❖ Make 4-digit numbers using Flash Card

FA-II

Maths -: Ch-2 Addition, Ch-3 Subtraction

Math Magic (NCERT) -: Ch-3 Give and take

Activities-

❖ Mango Chilli Game Based On Addition and Subtraction

- ❖ Let's deliver letters using addition and subtraction

SA-I

Maths -: Ch -1, 2, 3, Ch -4 Multiplication, Ch -8 Shapes, Ch -12 Data Handling and Ch -13 Patterns

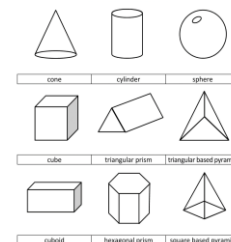
Math Magic (NCERT) -: Ch -2, 3, Ch- 5 Shapes & Designs,

Ch - 6 Fun with give and take, Ch-9 How many times?

Ch-13 Smart charts! Ch.-10 Play with Patterns

Activities-

- ❖ Multiplication Tree
- ❖ Shopping with tables
- ❖ Fun with shapes
- ❖ Make 3-D shapes using paper
- ❖ Role play on money
- ❖ Count the number of spoons, glasses and bowls at your home and prepare a tally chart based on the data collected



FA-III

Maths-: Ch-5 Division & Ch - 6 More on Division

Math Magic (NCERT) -: Ch -12 Can we share?

Activity-

- ❖ Jumpy animals using tables

FA-IV

Maths-: Ch -7 Fractions & Ch-11 Time

Math Magic (NCERT) -: Ch - 7 Time goes on

Activities-

- ❖ Make a calendar and clock with paper plate
- ❖ Paper folding activity on fraction.



SA-II

Maths-: Ch -5, 6, 7, Ch - 9 Measurement, Ch-10 Money Ch - 11 Time

Math Magic (NCERT) -: Ch-7 Time goes on, Ch 12 Can we share? Ch -1 Where to look from, Ch- 4 Long & Short, Ch-8 Who is heavier?, Ch-14 Rupees & Paise & Ch -11 Jugs & Mugs

Activities –

- ❖ Jug & mug activity based on capacity
- ❖ Match the right pairs
- ❖ Paste any 5 wrappers of different weight
- ❖ Paste any 5 wrappers of different capacity



EVS

FA – I

Ch – 1 Living and Non-living things,

Ch - 2 The world of Plants – Parts of a plant

Activity – Paste any five pictures of living and non-living things, Seed Germination, diagram of parts of a plant.

FA – II

Ch - 3 The world of animals - Feeding Habits, Ch – 4 Birds – The feathered animals

Activity -Paste pictures of animals with the kind of food they eat, paste different kinds of feathers.

SA – I

Ch – 1 to 4, Ch – 5 Our Body, Ch - 6 The food we eat, Ch - 7 Staying fit, Ch – 8 Home sweet home

Activity -Craft activity of Stethoscope, paste pictures of six different exercise postures, collage of different kinds of houses from different countries of the world.

FA – III

Ch - 9 Keeping safe, Ch – 10 Air and Water



Activity – Craft activity on traffic signs, activity on three forms of water



FA – IV

Ch - 11 Soil - A natural wonder, Ch – 12 Weather and Seasons

Activity – Demonstration on layers of soil, making pet rocks, make a weather report of your city from newspaper for a week.

SA – II

Ch – 9 to 12, Ch – 13 Materials around us, Ch – 14
Measurement

Ch – 15 Light, Sound and Force, Ch – 16 Our Earth, Ch - 17
A look at the sky

Activity -Demonstration on changing the forms of water,
craft activity of paper plate clock, activity on weights, activity
on shadows, role play on day and night, craft activity of
constellations and make your own sky.

S.St.

FA -1

Ch -1 Up in the Sky, Ch- 2The Earth Our Home

Activities:

- ❖ Draw heavenly bodies in your notebook
- ❖ Make model of solar system

FA-II

Ch- 3 Save the Environment, Ch- 4 I love my India

Activities: -

- ❖ Make a placard on save trees save earth or save water
save life.
- ❖ Fill Punjab, Haryana, Uttar Pradesh, Gujarat,
Maharashtra, Goa, Kerala, Karnataka, Tamil Nadu, and
Rajasthan in a political map.

SA-I

Ch -1 to 4, Ch- 5 Our Beautiful Country,

Ch- 6 Our National Symbols, Ch-7 The Colourful North

Ch-8 The Wonderful West, Ch-9 The lively East, Ch-10 The
Splendid South

Activities:



- ❖ Show flash cards related to plateaus, mountains hills and islands
- ❖ Bring famous snacks of Maharashtra, Gujarat or Rajasthan in your Lunch.
- ❖ To show video and pictures of famous monuments of southern and Eastern states of India.

FA-III

Ch- 11 Indian Villages, Ch- 12 The Food We Eat

Activities:

- ❖ Election for the class monitor will be done by the help of demonstration of election process.
- ❖ Collect samples of food grains, spices and pulses and paste it in notebook.

FA-IV

Ch-13 The clothes we wear, Ch-14 The festival we celebrate

Activities: -

- ❖ Draw or paste pictures of different dresses worn by people in different regions of India.
- ❖ Make a list of different festivals celebrated in India.

SA-II

Ch- 11 to 14, Ch-15 Work People Do, Ch-16 How We Travel

Ch-17 How We Communicate, Ch-18 Early Civilization

Ch-19 Emperor Ashoka

Activities: -

- ❖ Paste your picture and write down your dream occupation in your notebook.
- ❖ Make a small board game of your choice.



❖ Class presentation on any one topic from Early Civilization.



FA-I

Ch- 1 to 10

Activity:

❖ Paste the picture of any five Current Ministers of India

FA-II

Ch-11 to 20 and current affairs

Activity:

❖ Write the names of 10 countries and their capitals on A-4 sheets.

SA-I

Ch -1 to 27

Activity:

❖ Paste the pictures of five inventors and their inventions.

FA-III

Ch- 28 to 37 and current affairs

Activity:

❖ Paste the pictures of various dance forms of the world and write 2 lines on it

FA-IV

Ch-38 to 47

Activity:

❖ Make a collage on five Heritage sites of India.

SA-II

Ch- 48 to 56

Activity:

- ❖ Paste the pictures of any five Olympic winners of India in 2020.

M.Sc.



FA-1

Ch- 1 The Farmer

Activity:

- ❖ Make 2 smiley with A4 sheet.

FA-II

Ch- 2 The Gold Coins

Activity:

- ❖ Rewriting any story in comic form

Ch-3 Kishanlal and The King

Activity:

- ❖ Write 5 to 10 lines How we become punctual.

SA-I -(Ch -1 to 5)

Ch-4 -The smoke Signal

Ch-5 The fallen Purse

Activity:

- ❖ Make a list of things that you think are necessary to survive on a deserted island.

FA-III

Ch -6 Effy Learns a Lesson

Activity:

- ❖ Make a poster to encourage the people to learn save trees and write a slogan on it.

Ch -7 The Sparrows and the Farmer

Activity:

- ❖ How can we become self – Reliant Person. write 10 lines.

FA-IV



Ch -8 The Wise Donkey

Activity:

- ❖ How does having a positive and a new giving up attitude help in life

Ch -9 Star Kid

Activity:

- ❖ Paste the picture of 10 brave person with their names.

SA-II -(Ch-6 to 10)

Ch-10 The Greatest Finger

Activity:

- ❖ Telling a story in class.

COMPUTER

FA-I

Ch-1A More About Computer

Activity: Draw a IPO Cycle on A4 size sheet

FA-II

Ch-2 Understanding Hardware and Software

Activity:

Group Discussion -Differentiate Hardware and Software

Ch-3 Windows 10 – The Operating System

Activity:

- ❖ Switch ON the computer system and wait for the windows to get loaded in the memory.
- ❖ Explore the different icons available on the desktop.
- ❖ Double - click the 'Recycle Bin' icon on the desktop to open it in a new window
- ❖ Notice the three control buttons at the top right corner of the opened window.

- ❖ Use these buttons to maximize and minimize the window, respectively. Notice the minimized window as button on the taskbar.

SA-I

Ch-4 Magical Tux Paint

Activity:

- ❖ Create a '**Scenery on Rainy season**' in Tux paint

CH-5 Advanced Paint

Activity:

- ❖ Make an attractive Birthday Card for your father

Ch-1 to 5

FA-III

Ch-6 Drawing and More with Paint 3D

Activity:

- ❖ Make a project on Diwali
- ❖ Ch-7 Introduction to Microsoft Word

Activity:

Open Microsoft by clicking on the Start>All

Program>Microsoft Office>Microsoft Word 2010

- ❖ Type the following motivational quote in MS Word
- ❖ If you fail, never give up because F A I L means "First attempt in Learning".
- ❖ End is not the end. In fact, E N D means "Effort Never Dies".
- ❖ If you get no as an answer, remember N O only means "Next Opportunity".

FA-IV

Ch-8 Coding with ScratchJr

Activity: Create a Scratch project and let the sprite introduce itself. Add the sound blocks for the animal to play its sound. Add a backdrop Moon from the Scratch library. Use the wait () seconds block from the Control category.

Ch-9 Moving Ahead with ScratchJr



SA-II

Ch-6 to 9

Activity:

- ❖ Create a Project 'Cycle Race'

DRAWING

FA-I


- ❖ Topics-boat, ice cream, cake and flower pot

FA-II

- ❖ Topics-fishes, duck scene, house car
- ❖

Activity:

- ❖ Best out of waste activity



SA-I

- ❖ Topics- rainy scene, Independence Day, Teacher's Day

Activity

- ❖ Rakhi making

FA-III

- ❖ Topics-object drawing, Diwali scene, animal drawing

Activity:

- ❖ Diya or candle decoration

FA-IV

- ❖ Topics-snow man, jingle bell and Santa Clause

Activity:

- ❖ Christmas tree decoration

SA-II

- ❖ Topics- fruit basket, kite flying, Republic Day scene

