

SAFFRON PUBLIC SCHOOL

ASHOKA ENCLAVE –II SEC-37, FARIDABAD PH: 0129-2255735,4128196



Syllabus

(2024-25)

NAME : _____

CLASS : I SEC : _____ ROLL NO. : _____

FA-1

पाठ - 1 (अमात्रिक शब्द) , पाठ-2 (आ की मात्रा) , पाठ -3 (इ की मात्रा)

क्रियाकलाप :-

- ❖ Role play ('आ' , 'इ' मात्रा)

FA-2

पाठ - 4 (ई की मात्रा) , पाठ-5 (उ की मात्रा) , पाठ -6 (ऊ की मात्रा) ,

पाठ -7 (ऋ की मात्रा)

व्याकरण – लिंग बदलिए , फलों के नाम, 3 सरल वाक्य बनाना

क्रियाकलाप :-

- ❖ चित्र बनाकर रंग भरकर नाम लिखना ।
- ❖ फलों के नाम और चित्र का **table mat** बनवाना ।



SA -1

पाठ -8 (ए की मात्रा) , पाठ -9 (ऐ की मात्रा), पाठ - 10 (ओ की मात्रा),

पाठ - 11 (औ की मात्रा) , पाठ -12 (अनुस्वार) ,पाठ -13 (चंद्रबिंदु) ,

पाठ -14 (विसर्ग) , पाठ -15 (बारहखड़ी)

व्याकरण –

लिंग बदलिए , वचन बदलिए ,विलोम शब्द , सब्जियों के नाम , पक्षियों के नाम,सरल वाक्य बनाना ,3 सरल वाक्य बनाना,अपठित गद्यांश , 'मेरा परिचय' (अनुच्छेद),चित्र देखकर प्रश्नों के उत्तर देना, चित्र देखकर वाक्य बनाना

एफ. ए. -1 और एफ. ए. -2 का सारा पाठ्यक्रम (All the work done in book and notebook)

क्रियाकलाप :-

- ❖ फ्लैश कार्ड के द्वारा बारहखड़ी करवाना ।
- ❖ Show and tell activity (सब्जियों पर)
- ❖ वीडियो के द्वारा चित्र दिखाकर प्रश्नों के उत्तर पूछना , चित्र देखकर वाक्य बनवाना ।

FA -3

पाठ -15 (बारहखड़ी), पाठ -16 (रेफ , पदेन) , पाठ -17 (दो जुड़े व्यंजन)

व्याकरण

अनुच्छेद (गाय), अपठित गद्यांश, हमारे सहायक, विलोम शब्द, सरल वाक्य बनाना।

क्रियाकलाप :-

- ❖ फ्लैशकार्ड के द्वारा रेफ, पदेन का अभ्यास करवाना।
- ❖ हमारे सहायक का वीडियो दिखाना।



FA-4


पाठ -18 (होली आईरे), पाठ 19 - गौरैया का जोड़ा

व्याकरण -

वचन बदलिए, रंगों के नाम, पशु-पक्षियों के बच्चों के नाम, चित्र देखकर वाक्य बनाना, अपठित गद्यांश

क्रियाकलाप :-

- ❖ गीत गान (होली आईरे)
- ❖ चिड़ियों के लिए दाना-पानी रखकर उनकी गतिविधियों का अवलोकन करवाना।
- ❖ बच्चों से पिचकारी बनवाकर उसमें रंग भरवाना।



SA-2

पाठ 20 - हाथी दादा, पाठ 21 - गोलू का सपना

व्याकरण -


चित्रों की सहायता से कहानी पूरी करें, विलोम शब्द, वचन बदलिए, लिंग बदलिए, अनुच्छेद - मेरा विद्यालय, अपठित गद्यांश, गिनती (1 से 10 तक), अंगों के नाम, फूलों के नाम, दिनों के नाम, चित्र देखकर वाक्य बनाना, चित्र देखकर प्रश्नों के उत्तर देना, सरल वाक्य बनाना।

एफ. ए. -3 और एफ. ए. -4 का सारा पाठ्यक्रम (All the work done in book and notebook)

क्रियाकलाप :-

- ❖ गीत गान (हाथी दादा)
- ❖ हाथी का अभिनय करवाते हुए हाथी के अंगों के नाम लिखवाना।
- ❖ बच्चों द्वारा उनके साथियों के साथ मिलकर अपनी कक्षा और आसपास के वातावरण को साफ रखवाना।

ENGLISH



FA-1

L-1 Meet my family

Grammar

L- 1 The Alphabet and alphabetical order, **L-4** One and more than one, **L-10** A/An, Ch/Sh sound words, Composition - Myself

Activities-

- ❖ Make a family tree and paste the pictures of your family members on it.
- ❖ Colour the pictures of Neha's family pg no-32.
- ❖ Draw a handprint for vowels and cloud for consonants.
- ❖ Classroom Activity - To make the students stand according to names in the alphabetical order.
- ❖ Videos shown related to topic - Articles (a/an)

FA- 2

L-2 My sister's eating porridge, **L-3** Appu, the baby elephant, **L-4** Once I saw a little bird

Grammar

L-2 Naming words, **L-3** Common names and Special names, **L-5** He / She (Genders), **L-12** Doing words, **L-20**In, On, Under, Behind, Near (Preposition), Animals and their young ones, Composition - My mother

Activities-

- ❖ Paste a picture of your mother. Write two things you like about her.
- ❖ Puppet Activity - Preposition
- ❖ Make flash cards of Doing words.



- ❖ Videos will be shown related to topics
(Doing words, Animals and their young ones)

SA-1

L-1 to 4, L-5 My best friend, **L-6** Playing in the park

Grammar:

L-1 to 5,10,12,20, L-6 Naming words for belongings,
L-7 Describing words, **L-11** This/That, **L-18** Capital letters, Comma,
Full stop, Homes of animals, Composition - (My mother/Myself),
Story - writing, Picture composition
(All the work done in book and notebook)

Activity-

- ❖ Art Integration Activity -Make the homes of animals using origami sheet. Dog - Kennel, Cow -shed
- ❖ Naming words for belongings through puppet activity.
- ❖ Quiz activity for Revision SA-1.
- ❖ Videos will be shown related to topic-
(Describing words)



FA3

L - 7 Here is the nose, **L-8** On the way to school, **L-9** Sheebu, the sheep

GRAMMAR

L-8 I, You, He, She, It (Pronoun), **L-9** You, We, They (Pronoun),
L-11 These/Those, **L-13** Am, Is, Are,
L-23 Opposites, **L-24** My best friend, **L-25** A little bird,
Composition - Diwali, Story - writing, Picture composition, Unseen passage

Activities-

- ❖ Paste picture of opposite words such as “Day - night” and “Hot - cold”
- ❖ Role play on chapter “On the way to school”

- ❖ Conversation Activity - Enact a conversation between the two friends.
- ❖ Make a "Thank You" card for your friend.
- ❖ Show live examples inside the class-room
- Topic - This/That/These/Those
- ❖ Videos will be shown related to topic (Pronoun)



FA-4

L-10 White lily, **L-11** The red raincoat

Grammar

L-14 Is, Am, Are and doing words, **L-15** Has, Have

L-21 And, Or (Joining words), **L-26** The bus ride, **L-27** Leena's surprise, Composition-Christmas, Picture composition, Unseen passage

Activities-

- ❖ Skit on chapter "The red raincoat"
- ❖ Conversation Activity: White lily (Nature walk)
- ❖ Videos will be shown related to topic (To show the different stages of the growth of a plant)

SA-2

L -7 to 11, L-12 Clouds, **L-13** The crane and the crab

Grammar:

L-8,9,11,13,14,15,21,23,24,25,29 to 37, L-22 Thank You, Sorry, Pairing words, Leave application, Composition - (Diwali/Christmas), Story - writing, Unseen passage

(All the work done in book and notebook)

Activities:

- ❖ Paste the things that we use in the following seasons –

- a) summer b) winter
- ❖ Draw a pichkari and colour it.
- ❖ Role play activity - The crane and the crab
(**Characters** -narrator, crane, fish1, fish2, crab)
- ❖ Nature walk
- ❖ Videos will be shown related to topic- (Pairing words)

MATHS


FA 1

Unit 1- Numbers up to 10, **Unit 2** – Numbers up to 20.

Counting 1- 100, **Number names** 1-20

Activities

- ❖ To clear the concept of ascending and descending order according to height of the students.
- ❖ Role play to clear the concept of Zero.
- ❖ Flash card activity for comparing numbers.



FA-2

Unit 3- Numbers up to 50,

Unit 5- Numbers up to 100

Counting 1 – 300, **Number names** 1 -50, **Tables** 2 to 5

Activities

- ❖ Make the tables learn in a play way method (Byclapping).
- ❖ Concept of number line using scale
- ❖ Abacus using colourful bindis
- ❖ Concept of Ordinal numbers with the help of Name of Students in alphabetical order.

SA-1


Unit 1 to 3 and **5**, **Unit 4**- Shapes, **Unit 6**–

Addition and subtraction up to 99

Counting 1 to 300, **Number names** 1 to 100,

Tables 2 to 5

(All the work done in book and notebook)



Activities

- ❖ Concept of Shapes with the help of Origami sheets.
- ❖ Addition and subtraction using beads and cards
- ❖ Outdoor activity for visualizing elevations and layout for Spatial relationship

FA 3

Unit-7 Measurement, **Unit-8** Money
Counting 1 to 400, **tables** 2 to 7

Activities


- ❖ Pasting of false Indian currency notes.
- ❖ Classroom Activity: -Topic -tallest – smallest, heaviest – lightest;
- ❖ Measurement using handspan, foot span, pace and cubit to measure lengths

FA-4

Unit-9 Time, **Unit-10** Data Handling,
Unit -11 Patterns, **Tables** 2 to 8

Activities

- ❖ Worksheet on topic of clock
- ❖ Data handling through smiley stickers
- ❖ Patterns with different types of flowers, Objects and shapes.
- ❖ Skit on Data handling.



SA-2

Unit 7 to 11, Unit-12 Multiplication Readiness
Counting 1 to 500, **Tables** 2 to 10

(All the work done in book and notebook)

Activities

- ❖ Multiplication with repeated addition
- ❖ Videos on the topic Multiplication
- ❖ Quiz on Multiplication.



FA-1

Ch-1 Types of Plants, **Ch -2** Food from Plants



Activities:

- ❖ Nature walk will be conducted to explain different types of plants.
- ❖ Pasting the pictures of different Cereals, Pulses and Spices.
- ❖ Rangoli making with different pulses and cereals.

FA-2

Ch-3 The Animal World, **Ch-4** Food and Homes of Animals

Activities:

- ❖ Video related to the topic-Where do animals live? will be shown.
- ❖ Drawing of one aquatic animal and one insect.
- ❖ Pasting of pictures of terrestrial, Aquatic, Amphibians and Arboreal animals.
- ❖ Drawing and colouring of Homes of animals.
- ❖ Crossword related to animals and food they eat.

SA-1

Ch-1 to 4, Ch-5 My Body, **Ch-6** Our Needs, **Ch-7** Fit And healthy (All the work done in book and notebook)

Activities:

- ❖ Visit to Bio Lab
- ❖ Role play on body parts
- ❖ Pasting of different material (silk, cotton, wool, synthetic) used for making clothes.
- ❖ Drawing of types of clothes that we wear in different seasons (raincoat, sweater, shirt)

- ❖ Pasting the pictures of different rooms of our house.
- ❖ Video related to topic- How to keep our body fit will be shown.
- ❖ Yoga session for the students will be conducted.

FA-3

Ch-8 Live Safely, **Ch -9** Good Habits

Activities:

Word search activity related to the things we use when we get hurt.

- ❖ Drawing of Traffic lights and Traffic signals.
- ❖ Poem & Slogan writing related to Good Habits.

FA-4

Ch-10 Air Around Us, **Ch-11** Water



Activities:

- ❖ Demonstration Activity – Air is needed for burning. (With candle)
- ❖ Properties of air (with balloon)
- ❖ Paste the pictures of things we use in our house for clean drinking water (RO filter)
- ❖ Paste the pictures of different sources of water: - (Rain, dam, pond, well etc.).

SA-2

Ch - 8 to 11, Ch-12 Weather and Seasons,
Ch-13 Up in the Sky, **Ch-14** Going to the Moon
 (All the work done in book and notebook)

Activities:

- ❖ Role play Activity related to seasons

- ❖ Poem related to Rainy Season and making rainbow with origami sheets.
- ❖ Making of constellation with star stickers.
- ❖ Quiz on Solar System
- ❖ Draw pictures of different shapes of moon.
- ❖ Video on Solar system, moon, astronauts and rocket.

G.K.

FA-1

L-1 Who are you? **L-2** Your Neighbourhood **L-3** Lovely Flowers
L-4 Leaves and Plants **L-5** Animal Planet **L-6** Unique Animals
L-7 Home Appliances **L-8** Tools We Use

Activities:

- ❖ Role play on our helpers.
- ❖ Nature walk
- ❖ Sorting activity through flash card on forest & domestic animals.

FA-2

L-9 Spell Check **L-10** Rhyming Time **L-11** Sports Stars
L-12 Cartoon Characters **L-13** Marvellous Monuments
L-14 Land of Festivals

Activities:

- ❖ Spell-o-meter of vowels words.
- ❖ Recitation competition in the class.
- ❖ Story telling on Indian festival.

SA-1

L- 1 to 14, L-15 Our Leafy Friends **L-16** Manners Mantra
L-17 Be Civilised **L-18** Figure Puzzle **L-19** Be Intelligent

MODEL TEST PAPER-I + CURRENT AFFAIRS

Activities:

- ❖ Skit on golden words.
- ❖ Poster making on 'Be Civilised'.
- ❖ Quiz on full SA-1 syllabus.

FA-3

L-20 Shopping Sites **L-21** School **L-22** Kinds of Plants
L-23 Home of Animals **L-24** Animal Babies **L-25** Computer World
L-26 Travelling Around **L-27** Spacewalk

Activities:

- ❖ Role play on school staff.
- ❖ Visit the computer lab to show the computer parts.
- ❖ Drawing on one land, water and air transport.

FA-4

L-28 Opposites **L-29** Sounds of Animals **L-30** Children's Stories
L-31 Indoor and Outdoor Games **L-32** Sports Equipment
L-33 Movie Mania **L-34** Traditional Dresses of India
L-35 Indian Dishes **L-36** National Symbols

Activities:

- ❖ Flash card activity on opposites.
- ❖ Puzzle activity on sounds of animals.
- ❖ Story and tell activity on national symbols.
- ❖ Jaika India Ka (Bring one famous dish of different state)

SA-2

L-20 to 36, L-37 Save Water **L-38** Habits to Follow
L-39 Counting Corner **L-40** Hand in Hand
L-41 Shapes **L-42** Maths Magic

MODEL TEST PAPER-II + CURRENT AFFAIRS

Activity:

- ❖ Quiz on current affairs.

MORAL SCIENCE

FA-1

Ch-1 Spreading Happiness **Ch-2** Why Do We Pray?

Activities:

- ❖ Drawing of different facial expressions
- ❖ Making a thank you greeting card for the people you love.

FA-2

Ch-3 Being Honest **Ch-4** Sharing is Fun

Activities:

- ❖ Poster making on the quotations of honesty by famous personalities.
- ❖ Crossing the maze to reach at the desired goal.

SA-1

Ch-1 Spreading Happiness **Ch-2** Why Do We Pray?

Ch-3 Being Honest **Ch-4** Sharing is Fun

FA-3

Ch-5 Grandpa Gets Hurt **Ch-6** The Cloud of Trash

Activities:

- ❖ Card making (Sorry Grandpa)
- ❖ Face making of lion with pencil shavings.

FA-4

Ch-7 A Fight with a Crocodile **Ch-8** Love Your Flag

Activities:

- ❖ Role play of cartoon characters
- ❖ Drawing and colouring of our national flag

SA-2

Ch-5 Grandpa Gets Hurt **Ch-6** The Cloud of Trash

Ch-7 A Fight with a Crocodile **Ch-8** Love Your Flag

DRAWING

FA 1

Rainbow scene, boat, ice-cream, flower pot, teddy bear

FA-2

Fruit basket, duck, hut, fish, bird

Activity:

- ❖ Best out of waste

SA -1

Umbrella, dog, flag, rainy scene, flamingo

Activity:

- ❖ Rakhi making



FA-3

Cup and plate, Diwali scene, cat, drawing, butterfly

Activity:

- ❖ Diya decoration and candle decoration

FA-4

Parrot, snowman, Jingle Bell, Santa, clown

Activity

- ❖ Christmas tree decoration



SA-2

Vegetable basket, kites, Republic Day, Holi scene

COMPUTER

FA-1

Ch-1 The World of Machines **Ch-2** Computer – A Special Machine



Activities:

- ❖ Pasting the pictures of four places where computers are used.
- ❖ Make students aware - How to switch on and switch off a computer?

FA-2

Ch-3 Knowing About Computer Parts

Ch-4 Keys and Keyboard

Activities:

- ❖ Lab videos on parts of computer, uses of computer and parts of a computer.
- ❖ Make students aware- How to type using computer Keyboard?

SA-1

Ch-1 The World of Machines **Ch-2** Computer – A Special Machine

Ch-3 Knowing About Computer Parts

Ch-4 Keys and Keyboard



Activities:

- ❖ Typing in MS- Word using the keyboard
- ❖ Type paragraph on 'Myself' and letter to your teacher using MS Word.


FA-3

Ch-5 Keyboard Fun with Tux Typing

Ch-6 Let's Know Mouse

Activities:

- ❖ Playing a game on tux typing.
- ❖ Labelling and colouring the parts of a mouse.




FA-4

Ch-7 Colouring with Tux Paint

Ch-8 Drawing on Computer with Paint

Activities:

- ❖ Make students aware of using various paint tools for making beautiful drawing
- ❖ Draw and colour scenery, patterns, using MS paint.



SA-2

Ch-5 Keyboard Fun with Tux Typing

Ch-6 Let's Know Mouse

Ch-7 Colouring with Tux Paint

Ch-8 Drawing on Computer with Paint

Ch-9 Caring the Computer

Activity:

- ❖ Make students aware of using and caring the computer through pasting of smiley stickers.